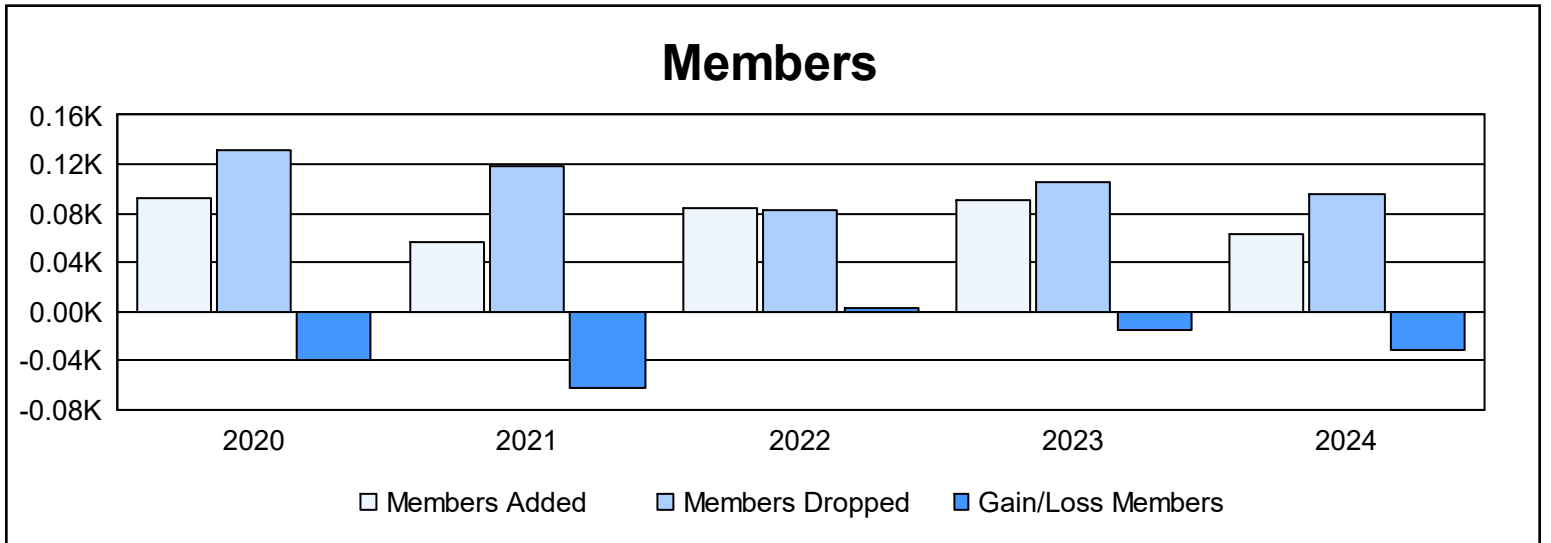
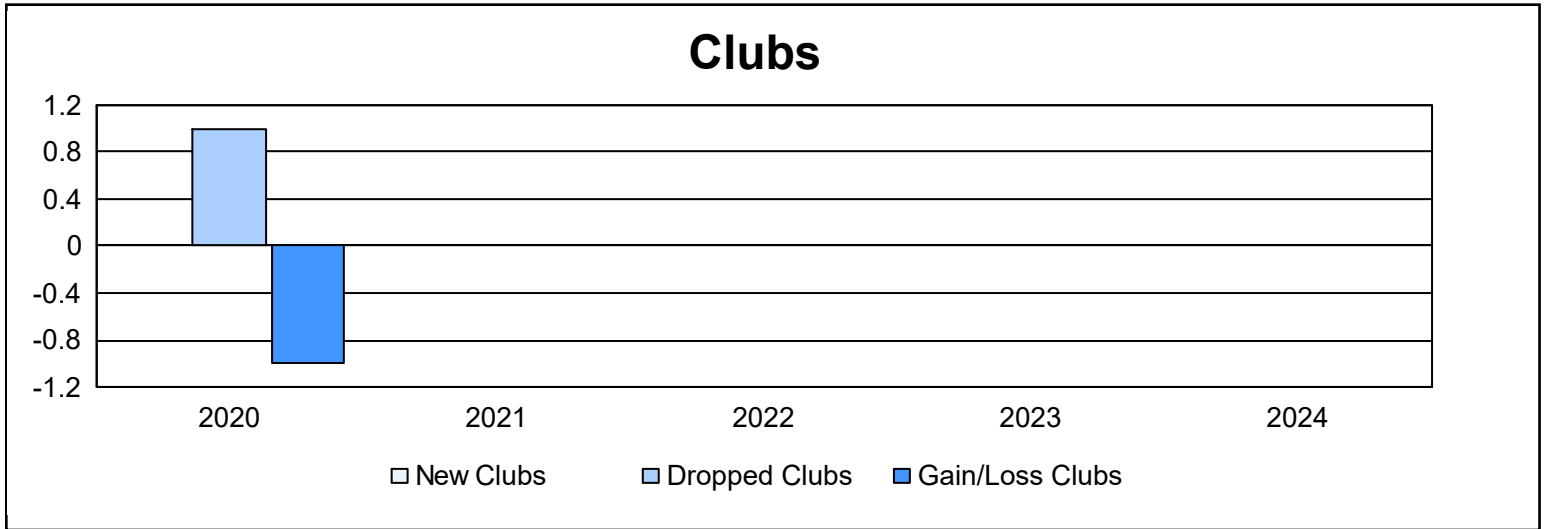
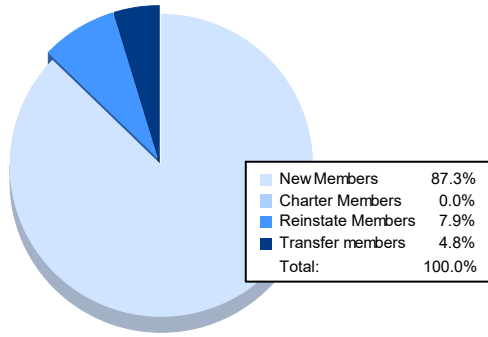


Year	New Clubs	Dropped Clubs	Gain/ Loss Clubs	New Members	Charter Members	Reinstate Members	Transfer Members	Total Member Added	Total Members Dropped	Gain/ Loss Members
2019-2020	0	1	-1	80	0	8	5	93	132	-39
2020-2021	0	0	0	50	0	4	2	56	119	-63
2021-2022	0	0	0	76	0	4	4	84	82	2
2022-2023	0	0	0	80	0	5	6	91	106	-15
2023-2024	0	0	0	55	0	5	3	63	95	-32
<b>Average</b>	<b>0</b>	<b>0</b>	<b>0</b>	<b>68</b>	<b>0</b>	<b>5</b>	<b>4</b>	<b>77</b>	<b>107</b>	<b>-29</b>



### Membership Composition June 2024 Cumulative



### Gender Composition June 2024 Cumulative

